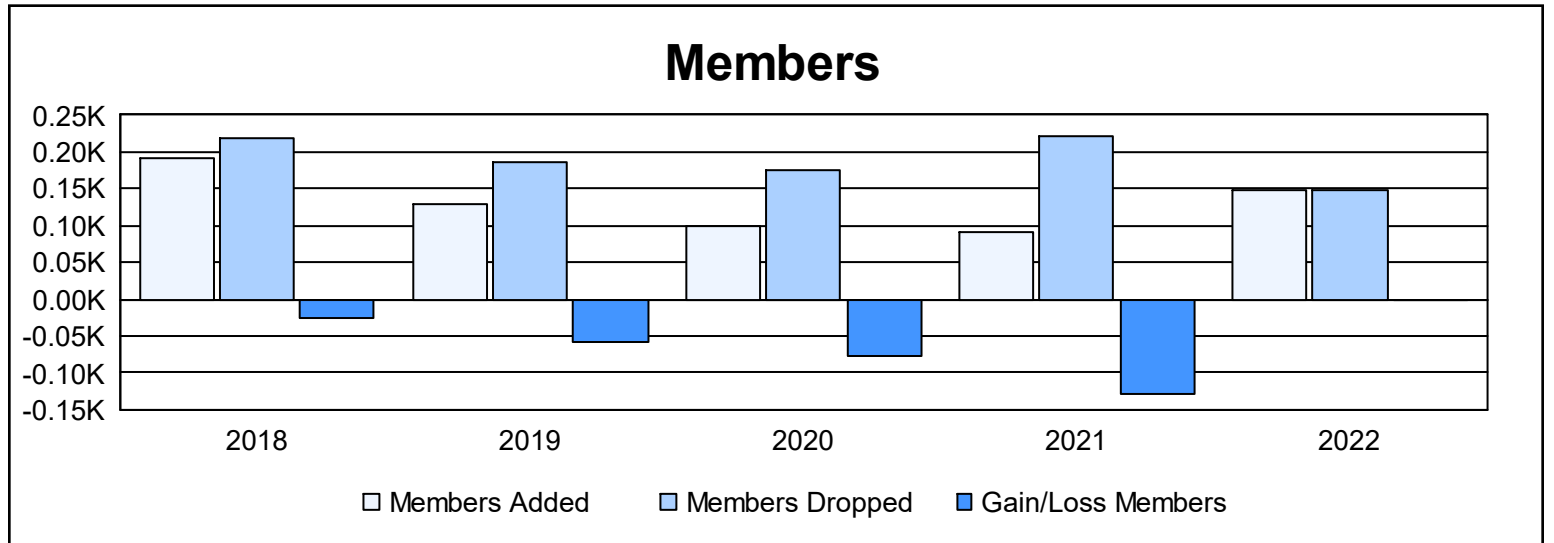
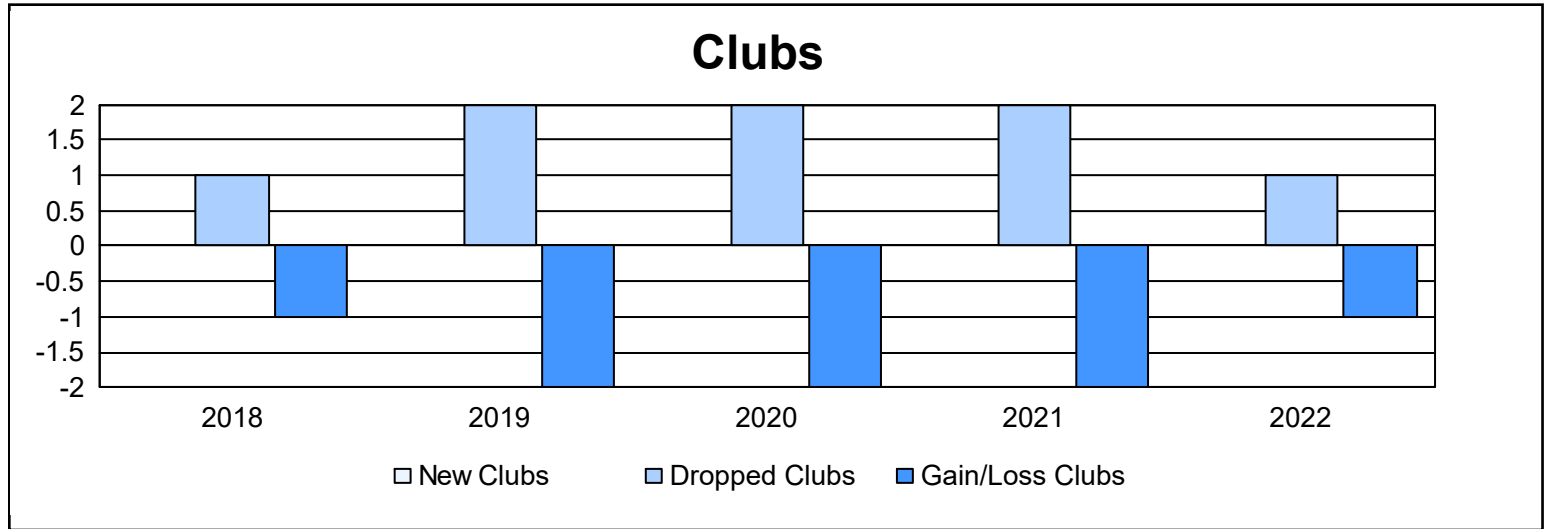
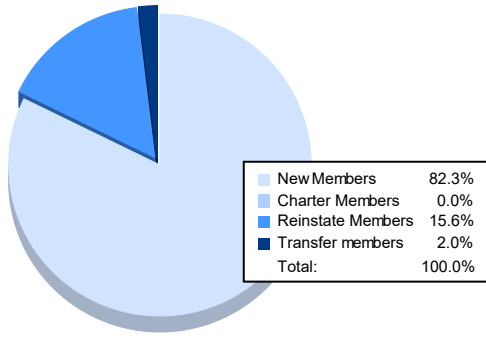


| Year | New Clubs | Dropped Clubs | Gain/ Loss Clubs | New Members | Charter Members | Reinstate Members | Transfer Members | Total Member Added | Total Members Dropped | Gain/ Loss Members |
|----------------|-----------|---------------|------------------|-------------|-----------------|-------------------|------------------|--------------------|-----------------------|--------------------|
| 2017-2018 | 0 | 1 | -1 | 163 | 8 | 9 | 12 | 192 | 218 | -26 |
| 2018-2019 | 0 | 2 | -2 | 121 | 0 | 3 | 5 | 129 | 187 | -58 |
| 2019-2020 | 0 | 2 | -2 | 81 | 1 | 15 | 1 | 98 | 176 | -78 |
| 2020-2021 | 0 | 2 | -2 | 81 | 0 | 5 | 6 | 92 | 221 | -129 |
| 2021-2022 | 0 | 1 | -1 | 121 | 0 | 23 | 3 | 147 | 149 | -2 |
| Average | 0 | 2 | -2 | 113 | 2 | 11 | 5 | 132 | 190 | -59 |



Membership Composition June 2022 Cumulative



Gender Composition June 2022 Cumulative

